Bes and Well-Being indicators in the Document on Economy and Finance

Maria Pia Sorvillo, Alessandra Tinto - Istat

XXI Conferenza Nazionale AIV

L'Aquila 5-7 Aprile 2018

Istat

bes

- Well-being (Benessere)

  multidimensional analysis of aspects relevant for quality of life

- Equitable (Equo)

  focus on distribution

- Sustainable (Sostenibile)

  to ensure the possibility of the same level of well-being to future generations

A participative approach

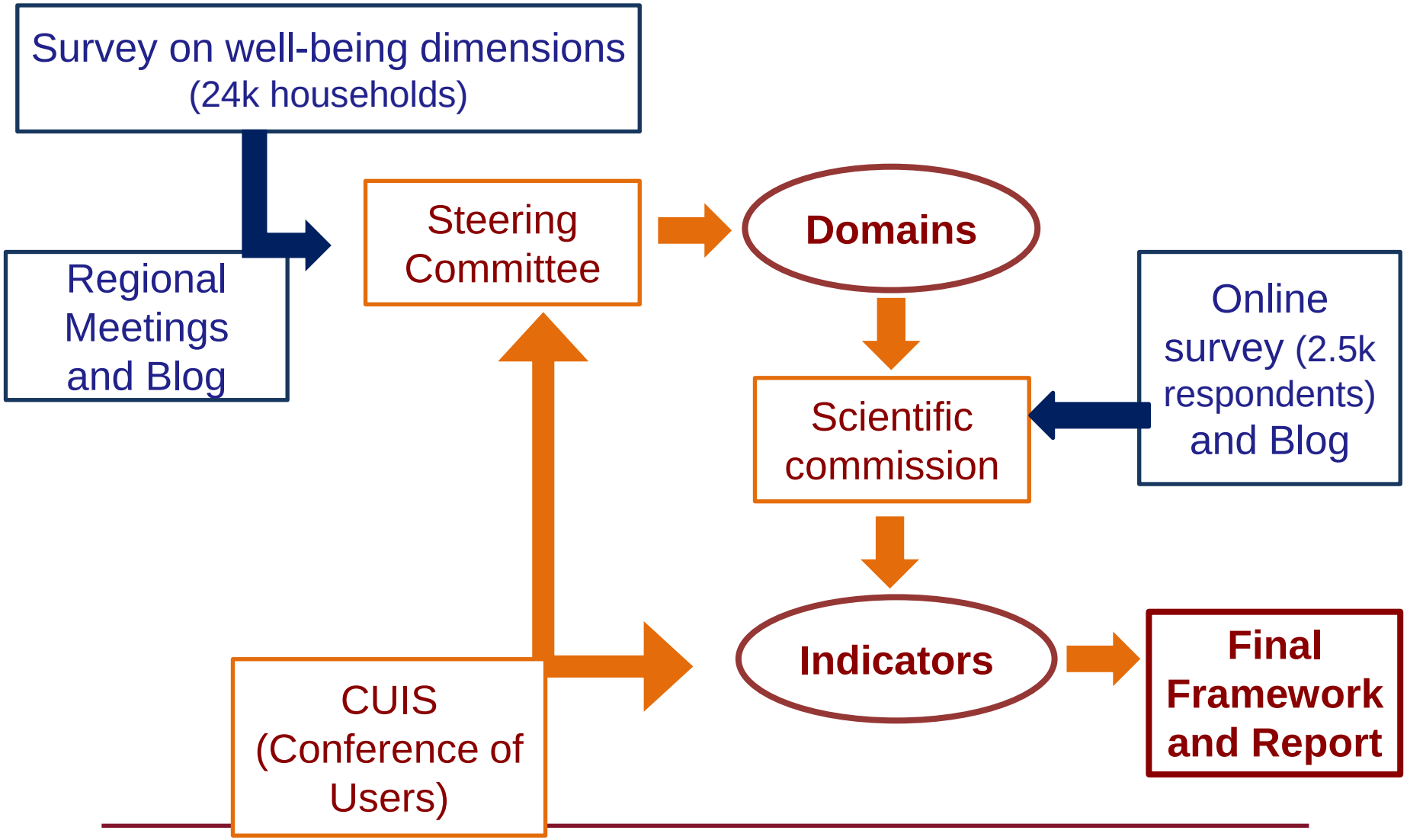

The Bes framework - 2017

1	• Health
2	• Education and Training
3	• Work and Life balance
4	• Economic well-being
5	• Social relationships
6	• Politics and Institutions
7	• Safety
8	• Subjective well-being
9	• Landscape and Cultural heritage
10	• Environment
11	• Innovation , Research and Creativity
12	• Quality of services

129 indicators

- Objective
- Subjective

+ composite indicators

Dissemination of results and analysis

http://www.istat.it/it/benessere-e-sostenibilità

- **Reports**

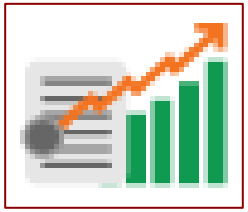

- **Data download**

- **Dashboard**

- **Documents and other relevant links**

Well-being indicators in the Budget law

The last revision of the Italian Budget Law (8/2016) establishes that public policies are regularly monitored and evaluated also through <u>the effects on well-being indicators</u>

Document on economy and finance (DEF)

Trend vs policy forecast

Yearly Report to the Parliament

Effects of measures included in the last budget law

The indicators' selection

High level committee for indicators' selection:

- Minister of Economy and Finance
- Istat President
- Bank of Italy Governor (or delegates)
- 2 recognized experts

Initial considerations and criteria

- Reference framework?
- Composite indicators?
- Subjective indicators?
- Territorial level?
- International indicators?
- Parsimony
- Sensitivity to policy
- Feasibility
- Clarity and transparency

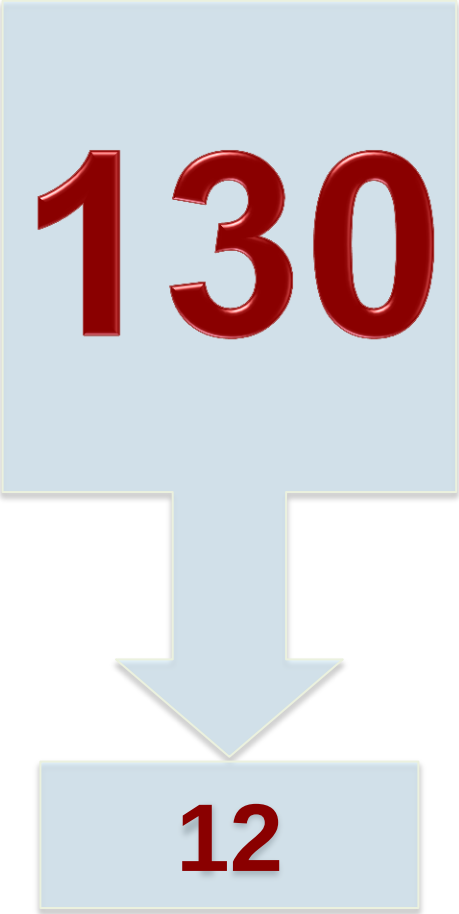

The final set of indicators

1. Mean adjusted income (per capita)
2. Income inequality (quintile ratio)
3. Incidence of absolute poverty
4. Life expectancy in good health (at birth)
5. Overweight and obesity
6. Early school leavers
7. Non-participation in employment (by sex)
8. Employment rate of women aged 25-49 with/without preschool children
9. Victims of predatory crime (robberies, burglaries and mugging)
10. Mean length of civil justice trials
11. CO_2 and other greenhouse gas emissions
12. Illegal Building

The approval process

December 2016
-
June 2017
Final Report

August – September 2017
Discussion and Approval
(House and Senate Budget Committees)

15.11.2017
Published in the Official Journal (G.U.)

Parliamentary Committees' advice

Proposal approved with advice:

- Land use (replacing Illegal buildings)
- Consider gender issues
- Not only national indicators
- Additional indicator on Landscape and Cultural heritage
- In perspective, consider also composite indicators
- And an indicator on corruption

The first exercise

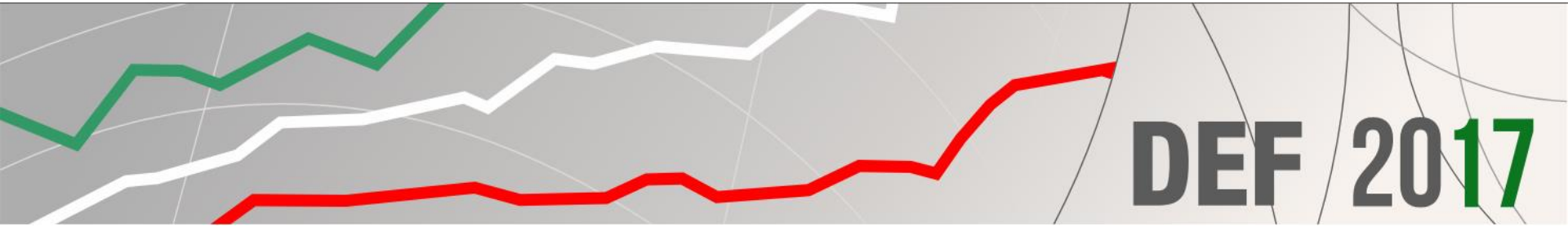

- **April 2017: First exercise for Bes in DEF**

The preliminary selection included only 4 indicators:

  - Mean adjusted income (per capita)
  - Non-participation in employment (rate)
  - Income inequality index (quintile ratio)
  - CO_2 and other greenhouse gas emissions (tons x inhab.)

- **February 2018: Report to the Parliament**

Non-participation in employment

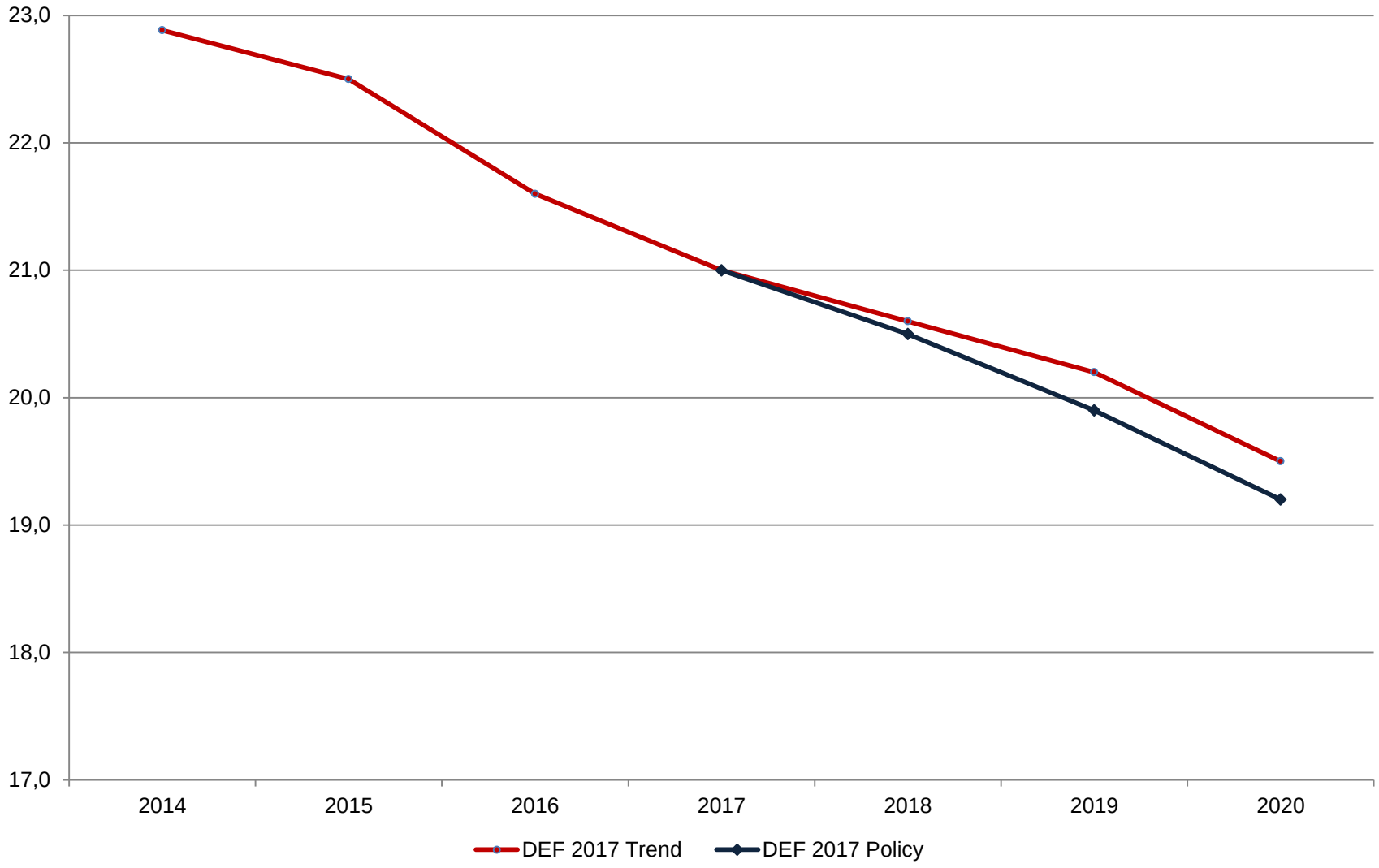

Istat

Non-participation in employment

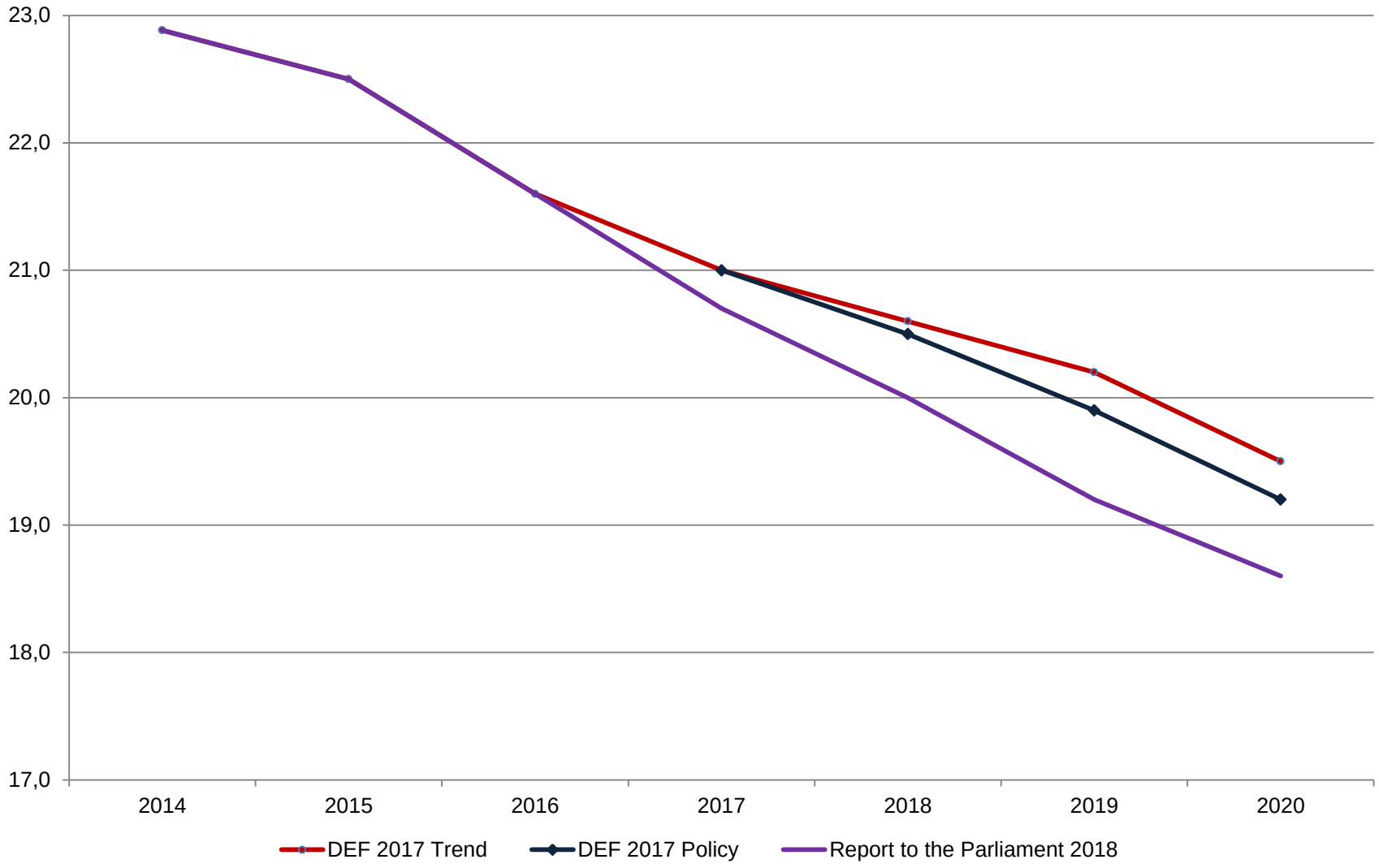

Istat

- Provide timely data → early estimates
- Improve models for policy evaluation
- Consider Parliamentary Committees' advice
- Reinforce dissemination and use of well-being indicators in the policy cycle

An EU project: MAKsWELL

Making Sustainable development and Well-being frameworks work for policy analysis

An EU-funded research project (Horizon 2020)

Project team:

- Istat (coordinator)
- Other NSIs : CBS, Destatis and HCSO
- Universities: Trier, Pisa, Southampton
- MIPA

Goals:

- To collect, harmonize and extend national frameworks on well-being and SDG indicators
- Recommendations on a possible framework for decision making and policy evaluation

Thank you for your attention

sorvillo@istat.it
tinto@istat.it